



USCIVS

U.S. Congregational Vitality Survey
DISCOVER YOUR STRENGTHS

Congregation Report

Friday, March 15, 2019

St. Matthew's United Methodist Church

CONGREGATIONAL VITALITY

Total Respondents:

26 8:15am

87 10:30am

VITALITY SCORE

8:15am Service

72%

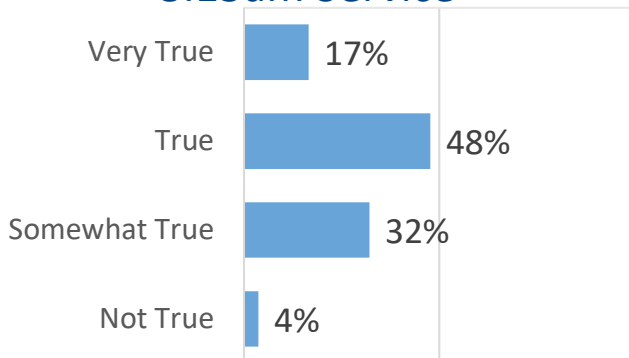
10:30am Service

71%

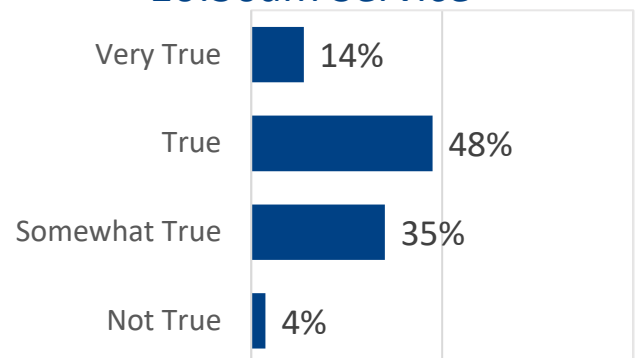
This score is based on an average of your congregation's total worshiper and leader ratings. The benchmark represents the average score of the 58 congregations that have taken the survey so far.

"This church is spiritually vital and alive"

8:15am Service



10:30am Service



Based on worshiper survey results

Your congregation's greatest strength is:

WORSHIP

Your congregation is least strong in:

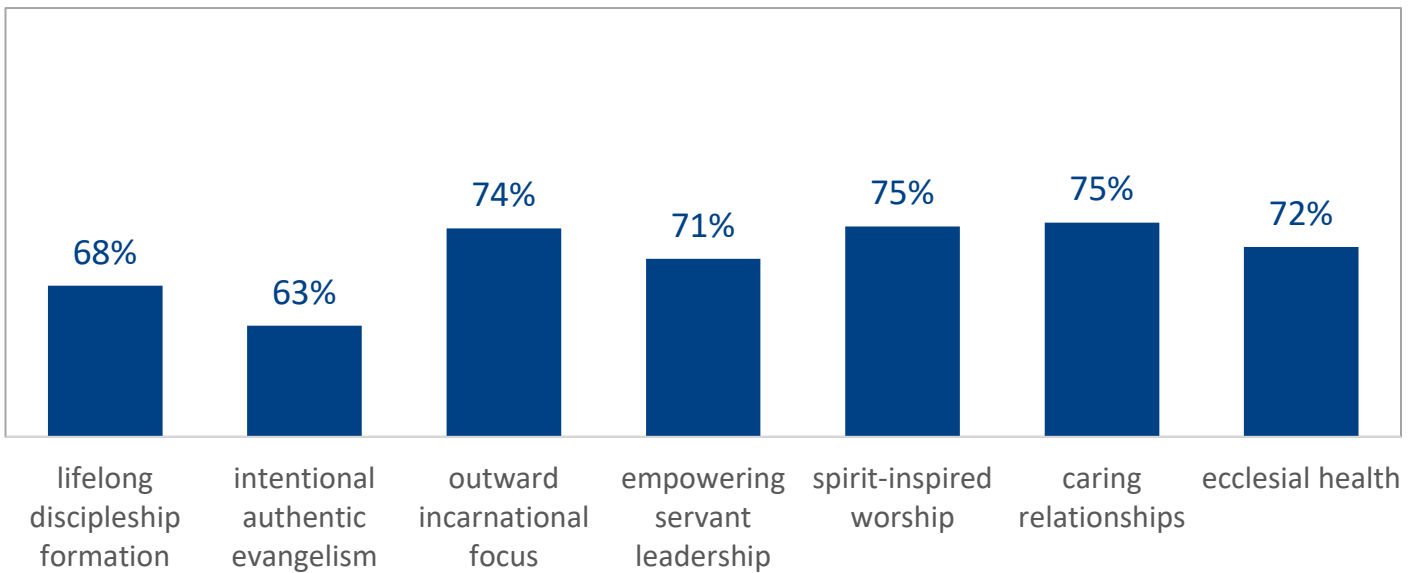
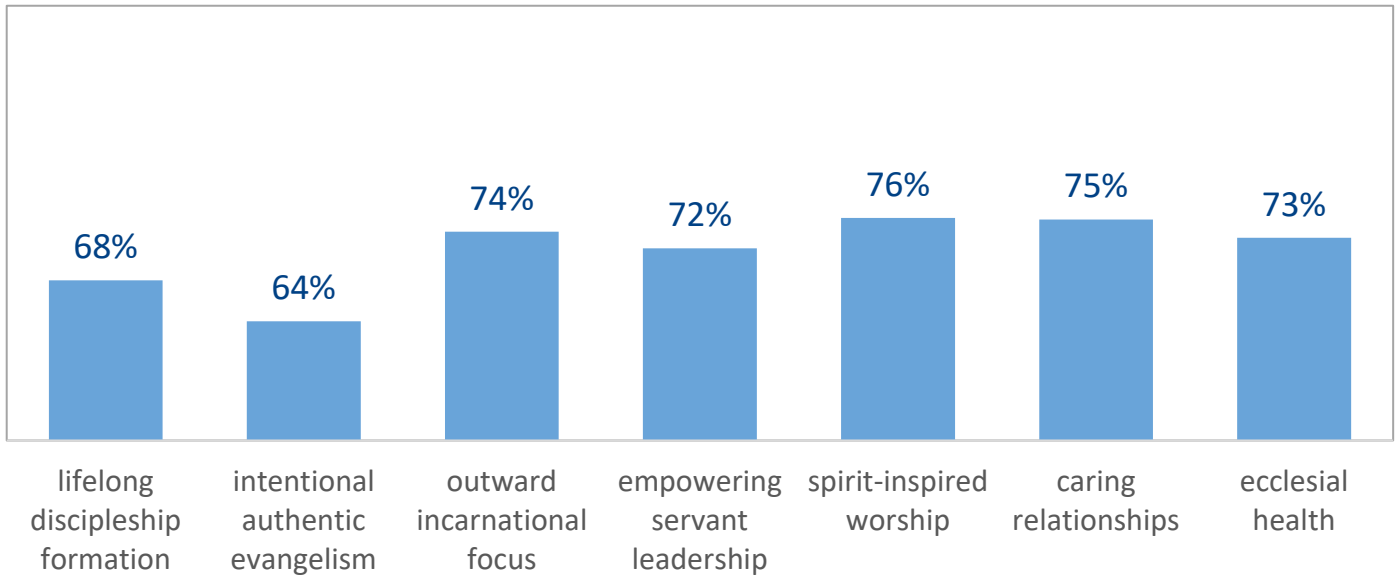
EVANGELISM

St. Matthew's United Methodist Church

CONGREGATIONAL VITALITY



Below are your congregation's scores on each of the seven marks of vitality from *8:15am* and *10:30am* services.



Pay attention not only to which scores are highest (your greatest strengths) and lowest (your possible areas for improvement), but also take note of any area where there is a 10% or higher difference in ratings between leadership & staff and worshipers. This could indicate an area where worshipers are not aware of what your church is doing, or where leadership is unaware of issues in the church.

The percentage scores were calculated based on average responses to multiple items in the surveys, which have been combined into scales representing each of the seven marks of vitality.

8:15am Service

		Count	Column Valid N %
Prioritize faith formation and disciple making	Not At All Well	0	0%
	Slightly Well	3	12%
	Some What Well	10	40%
	Very Well	12	48%

10:30am Service

		Count	Valid N %
Prioritize faith formation and disciple making	Not At All Well	3	4%
	Slightly Well	11	14%
	Some What Well	45	56%
	Very Well	21	26%

8:15am Service

		Count	Column Valid N %
I know the Bible well	Not True	8	31%
	Somewhat True	15	58%
	True	3	12%
	Very True	0	0%

10:30am Service

		Count	Valid N %
I know the Bible well	Not True	16	19%
	Somewhat True	55	65%
	True	8	9%
	Very True	6	7%

8:15am Service

		Count	Column Valid N %
I see myself as a disciple	Not True	2	8%
	Somewhat True	15	63%
	True	5	21%
	Very True	2	8%

10:30am Service

		Count	Valid N %
I see myself as a disciple	Not True	18	21%
	Somewhat True	31	36%
	True	32	37%
	Very True	6	7%

8:15am Service

		Count	Column Valid N %
When I face a problem, I look to the teachings of Jesus for guidance	Not True	4	17%
	Somewhat True	12	50%
	True	7	29%
	Very True	1	4%

10:30am Service

		Count	Valid N %
When I face a problem, I look to the teachings of Jesus for guidance	Not True	13	15%
	Somewhat True	36	41%
	True	32	37%
	Very True	6	7%

8:15am Service

		Count	Column Valid N %
Pray or meditate	Not Important	4	15%
	Somewhat Important	3	12%
	Important	10	38%
	Very Important	9	35%

10:30am Service

		Count	Valid N %
Pray or meditate	Not Important	3	3%
	Somewhat Important	23	26%
	Important	38	44%
	Very Important	23	26%

8:15am Service

		Count	Column Valid N %
Read the Bible	Not Important	4	15%
	Somewhat Important	13	50%
	Important	6	23%
	Very Important	3	12%

10:30am Service

		Count	Valid N %
Read the Bible	Not Important	23	27%
	Somewhat Important	30	35%
	Important	27	32%
	Very Important	5	6%

8:15am Service

		Count	Column Valid N %
Deepen my relationship with God	Not Important	1	4%
	Somewhat Important	6	23%
	Important	4	15%
	Very Important	15	58%

10:30am Service

		Count	Valid N %
Deepen my relationship with God	Not Important	4	5%
	Somewhat Important	26	30%
	Important	37	43%
	Very Important	19	22%

8:15am Service

		Count	Column Valid N %
Challenges me to become more Christ-like	Not At All	1	4%
	To A Small Extent	2	8%
	To Some Extent	6	23%
	To A Great Extent	17	65%

10:30am Service

		Count	Valid N %
Challenges me to become more Christ-like	Not At All	3	4%
	To A Small Extent	9	11%
	To Some Extent	33	41%
	To A Great Extent	35	44%

8:15am Service

		Count	Column Valid N %
Helps me apply my faith to everyday life	Not At All	1	4%
	To A Small Extent	2	8%
	To Some Extent	7	28%
	To A Great Extent	15	60%

10:30am Service

		Count	Valid N %
Helps me apply my faith to everyday life	Not At All	3	4%
	To A Small Extent	12	15%
	To Some Extent	38	47%
	To A Great Extent	28	35%

8:15am Service

		Count	Column Valid N %
Nurtures my spiritual development	Not At All	1	4%
	To A Small Extent	1	4%
	To Some Extent	8	31%
	To A Great Extent	16	62%

10:30am Service

		Count	Valid N %
Nurtures my spiritual development	Not At All	2	2%
	To A Small Extent	12	15%
	To Some Extent	39	48%
	To A Great Extent	28	35%

8:15am Service

		Count	Column Valid N %
Engage in evangelism	Not At All Well	6	26%
	Slightly Well	4	17%
	Somewhat Well	7	30%
	Very Well	6	26%

10:30am Service

		Count	Valid N %
Engage in evangelism	Not At All Well	12	16%
	Slightly Well	29	40%
	Somewhat Well	26	36%
	Very Well	6	8%

8:15am Service

		Count	Column Valid N %
Seek opportunities to share my faith in everyday life	Not Important	3	12%
	Somewhat Important	10	38%
	Important	11	42%
	Very Important	2	8%

10:30am Service

		Count	Valid N %
Seek opportunities to share my faith in everyday life	Not Important	12	14%
	Somewhat Important	52	60%
	Important	19	22%
	Very Important	3	3%

8:15am Service

		Count	Column Valid N %
Discuss religion and spirituality with people who are not Christian	Not Important	10	40%
	Somewhat Important	11	44%
	Important	3	12%
	Very Important	1	4%

10:30am Service

		Count	Column Valid N %
Discuss religion and spirituality with people who are not Christian	Not Important	31	36%
	Somewhat Important	39	45%
	Important	16	19%
	Very Important	0	0%

8:15am Service

		Count	Column Valid N %
Build relationships with people who are not Christian (Matthew 5	Not Important	2	8%
	Somewhat Important	5	19%
	Important	11	42%
	Very Important	8	31%

10:30am Service

		Count	Column Valid N %
Build relationships with people who are not Christian (Matthew 5	Not Important	5	6%
	Somewhat Important	13	15%
	Important	43	49%
	Very Important	26	30%

8:15am Service

		Count	Column Valid N %
Encourages and equips me to share my faith	Not At All	1	4%
	To A Small Extent	7	27%
	To Some Extent	7	27%
	To A Great Extent	11	42%

10:30am Service

		Count	Column Valid N %
Encourages and equips me to share my faith	Not At All	6	7%
	To A Small Extent	24	30%
	To Some Extent	37	46%
	To A Great Extent	14	17%

8:15am Service

		Count	Column Valid N %
I try to ensure that visitors to my church feel welcome	Not True	2	8%
	Somewhat True	3	12%
	True	14	54%
	Very True	7	27%

10:30am Service

		Count	Column Valid N %
I try to ensure that visitors to my church feel welcome	Not True	3	4%
	Somewhat True	20	25%
	True	31	38%
	Very True	27	33%

8:15am Service

		Count	Column Valid N %
I invite people who do not attend church to come visit mine	Not True	7	27%
	Somewhat True	10	38%
	True	9	35%
	Very True	0	0%

10:30am Service

		Count	Valid N %
I invite people who do not attend church to come visit mine	Not True	29	37%
	Somewhat True	29	37%
	True	16	20%
	Very True	5	6%

8:15am Service

		Count	Column Valid N %
I try to spread the word of God through my actions, like serving the community or engaging in mission work	Not True	4	16%
	Somewhat True	8	32%
	True	9	36%
	Very True	4	16%

10:30am Service

		Count	Valid N %
I try to spread the word of God through my actions, like serving the community or engaging in mission work	Not True	13	16%
	Somewhat True	26	33%
	True	26	33%
	Very True	15	19%

8:15am Service

		Count	Column Valid N %
Encourages and equips me to share God's love when engaging in mission work or community service	Not At All	1	4%
	To A Small Extent	4	16%
	To Some Extent	7	28%
	To A Great Extent	13	52%

10:30am Service

		Count	Valid N %
Encourages and equips me to share God's love when engaging in mission work or community service	Not At All	1	1%
	To A Small Extent	13	16%
	To Some Extent	42	53%
	To A Great Extent	23	29%

8:15am Service

		Count	Column Valid N %
Responds to the needs of the local community or beyond	Not At All Well	1	4%
	Slightly Well	2	8%
	Somewhat Well	8	32%
	Very Well	14	56%

10:30am Service

		Count	Valid N %
Responds to the needs of the local community or beyond	Not At All Well	1	1%
	Slightly Well	8	10%
	Somewhat Well	39	49%
	Very Well	32	40%

8:15am Service

		Count	Column Valid N %
Engage in work to improve my local community	Not Important	1	4%
	Somewhat Important	10	40%
	Important	10	40%
	Very Important	4	16%

10:30am Service

		Count	Valid N %
Engage in work to improve my local community	Not Important	5	6%
	Somewhat Important	18	21%
	Important	38	44%
	Very Important	26	30%

8:15am Service

		Count	Column Valid N %
Actively promote social justice in our word (psalm 82	Not Important	0	0%
	Somewhat Important	8	32%
	Important	11	44%
	Very Important	6	24%

10:30am Service

		Count	Valid N %
Actively promote social justice in our word (psalm 82	Not Important	6	7%
	Somewhat Important	21	25%
	Important	28	33%
	Very Important	30	35%

8:15am Service

		Count	Column Valid N %
Seek out opportunities to learn about other cultures or faith traditions	Not Important	2	8%
	Somewhat Important	5	19%
	Important	13	50%
	Very Important	6	23%

10:30am Service

		Count	Valid N %
Seek out opportunities to learn about other cultures or faith traditions	Not Important	2	2%
	Somewhat Important	12	14%
	Important	48	56%
	Very Important	24	28%

8:15am Service

		Count	Column Valid N %
Make specific efforts to form relationships of diversity	Not Important	1	4%
	Somewhat Important	3	12%
	Important	14	56%
	Very Important	7	28%

10:30am Service

		Count	Valid N %
Make specific efforts to form relationships of diversity	Not Important	4	5%
	Somewhat Important	18	21%
	Important	40	47%
	Very Important	24	28%

8:15am Service

		Count	Column Valid N %
Fosters environments of diversity	Not True	1	4%
	Somewhat True	5	20%
	True	8	32%
	Very True	11	44%

10:30am Service

		Count	Valid N %
Fosters environments of diversity	Not True	2	2%
	Somewhat True	22	27%
	True	35	43%
	Very True	22	27%

8:15am Service

		Count	Column Valid N %
Emphasizes mission over self-preservation	Not True	1	4%
	Somewhat True	8	33%
	True	14	58%
	Very True	1	4%

10:30am Service

		Count	Valid N %
Emphasizes mission over self-preservation	Not True	9	12%
	Somewhat True	25	34%
	True	32	43%
	Very True	8	11%

8:15am Service

		Count	Column Valid N %
Has a noted presence in the community	Not True	1	4%
	Somewhat True	7	28%
	True	15	60%
	Very True	2	8%

10:30am Service

		Count	Valid N %
Has a noted presence in the community	Not True	6	8%
	Somewhat True	25	32%
	True	39	49%
	Very True	9	11%

8:15am Service

		Count	Column Valid N %
Provides a moral voice for our community	Not True	1	4%
	Somewhat True	7	27%
	True	11	42%
	Very True	7	27%

10:30am Service

		Count	Valid N %
Provides a moral voice for our community	Not True	4	5%
	Somewhat True	21	26%
	True	46	56%
	Very True	11	13%

8:15am Service

		Count	Column Valid N %
Is working for social justice (Psalm 82)	Not True	0	0%
	Somewhat True	4	15%
	True	9	35%
	Very True	13	50%

10:30am Service

		Count	Valid N %
Is working for social justice (Psalm 82)	Not True	0	0%
	Somewhat True	8	10%
	True	40	49%
	Very True	34	41%

8:15am Service

		Count	Column Valid N %
In fighting inequality (for example poverty or racism)	Not True	2	8%
	Somewhat True	3	12%
	True	11	42%
	Very True	10	38%

10:30am Service

		Count	Valid N %
In fighting inequality (for example poverty or racism)	Not True	0	0%
	Somewhat True	9	11%
	True	45	56%
	Very True	27	33%

8:15am Service

		Count	Column Valid N %
Help members find the best way they can contribute to the life of the Church	Not At All Well	3	12%
	Slightly Well	5	20%
	Somewhat Well	6	24%
	Very Well	11	44%

10:30am Service

		Count	Valid N %
Help members find the best way they can contribute to the life of the Church	Not At All Well	4	5%
	Slightly Well	23	29%
	Somewhat Well	39	49%
	Very Well	14	18%

8:15am Service

		Count	Column Valid N %
Helps me to cultivate my God-given gifts (Romans 12)	Not At All	1	4%
	To A Small Extent	4	16%
	To Some Extent	9	36%
	To A Great Extent	11	44%

10:30am Service

		Count	Valid N %
Helps me to cultivate my God-given gifts (Romans 12)	Not At All	5	6%
	To A Small Extent	18	23%
	To Some Extent	39	49%
	To A Great Extent	18	23%

8:15am Service

		Count	Column Valid N %
Provides me with opportunities to get involved	Not At All	1	4%
	To A Small Extent	0	0%
	To Some Extent	5	19%
	To A Great Extent	20	77%

10:30am Service

		Count	Valid N %
Provides me with opportunities to get involved	Not At All	0	0%
	To A Small Extent	4	5%
	To Some Extent	33	40%
	To A Great Extent	45	55%

8:15am Service

		Count	Column Valid N %
Involves me in the planning or leading of activities	Not At All	3	12%
	To A Small Extent	3	12%
	To Some Extent	9	36%
	To A Great Extent	10	40%

10:30am Service

		Count	Valid N %
Involves me in the planning or leading of activities	Not At All	13	16%
	To A Small Extent	17	22%
	To Some Extent	28	35%
	To A Great Extent	21	27%

8:15am Service

		Count	Column Valid N %
Nurtures my leadership development	Not At All	3	12%
	To A Small Extent	1	4%
	To Some Extent	14	54%
	To A Great Extent	8	31%

10:30am Service

		Count	Valid N %
Nurtures my leadership development	Not At All	13	16%
	To A Small Extent	25	31%
	To Some Extent	35	44%
	To A Great Extent	7	9%

8:15am Service

		Count	Column Valid N %
Staff and other leaders here model humility	Not True	2	8%
	Somewhat True	5	20%
	True	6	24%
	Very True	10	40%
	Do Not Know	2	8%

10:30am Service

		Count	Valid N %
Staff and other leaders here model humility	Not True	8	10%
	Somewhat True	16	20%
	True	27	33%
	Very True	26	32%
	Do Not Know	4	5%

8:15am Service

		Count	Column Valid N %
Talks with me or teaches about stewardship (time, talent, and treasure)	Not At All	0	0%
	To A Small Extent	2	8%
	To Some Extent	12	48%
	To A Great Extent	11	44%

10:30am Service

		Count	Column Valid N %
Talks with me or teaches about stewardship (time, talent, and treasure)	Not At All	0	0%
	To A Small Extent	11	14%
	To Some Extent	41	51%
	To A Great Extent	29	36%

8:15am Service

		Count	Column Valid N %
I am heavily involved in this church beyond attending worship	Not True	7	27%
	Somewhat True	11	42%
	True	4	15%
	Very True	4	15%

10:30am Service

		Count	Column Valid N %
I am heavily involved in this church beyond attending worship	Not True	25	30%
	Somewhat True	26	32%
	True	21	26%
	Very True	10	12%

8:15am Service

		Count	Column Valid N %
Our leaders are open to suggestions for improvement	Not True	0	0%
	Somewhat True	6	24%
	True	7	28%
	Very True	12	48%
	Do Not Know	0	0%

10:30am Service

		Count	Column Valid N %
Our leaders are open to suggestions for improvement	Not True	8	10%
	Somewhat True	20	24%
	True	26	32%
	Very True	25	30%
	Do Not Know	3	4%

8:15am Service

		Count	Column Valid N %
Leadership shares budget and financial information with members	Not True	0	0%
	Somewhat True	3	12%
	True	8	32%
	Very True	12	48%
	Do Not Know	2	8%

10:30am Service

		Count	Column Valid N %
Leadership shares budget and financial information with members	Not True	3	4%
	Somewhat True	12	15%
	True	30	37%
	Very True	30	37%
	Do Not Know	6	7%

8:15am Service

		Count	Column Valid N %
There is a good match between our congregation and our pastor(s)	Not True	0	0%
	Somewhat True	4	16%
	True	10	40%
	Very True	11	44%
	Do Not Know	0	0%

10:30am Service

		Count	Valid N %
There is a good match between our congregation and our pastor(s)	Not True	7	9%
	Somewhat True	9	11%
	True	28	34%
	Very True	36	44%
	Do Not Know	2	2%

8:15am Service

		Count	Column Valid N %
Lead inspiring worship	Not At All Well	0	0%
	Slightly Well	3	12%
	Somewhat Well	8	32%
	Very Well	14	56%

10:30am Service

		Count	Valid N %
Lead inspiring worship	Not At All Well	3	4%
	Slightly Well	8	10%
	Somewhat Well	32	40%
	Very Well	38	47%

8:15am Service

		Count	Column Valid N %
Challenge my assumptions and convictions	Not At All	1	4%
	To A Small Extent	3	12%
	To Some Extent	11	44%
	To A Great Extent	10	40%

10:30am Service

		Count	Valid N %
Challenge my assumptions and convictions	Not At All	8	10%
	To A Small Extent	11	14%
	To Some Extent	43	54%
	To A Great Extent	17	22%

8:15am Service

		Count	Column Valid N %
Help me understand scripture	Not At All	0	0%
	To A Small Extent	3	12%
	To Some Extent	5	20%
	To A Great Extent	17	68%

10:30am Service

		Count	Valid N %
Help me understand scripture	Not At All	6	7%
	To A Small Extent	5	6%
	To Some Extent	40	49%
	To A Great Extent	30	37%

8:15am Service

		Count	Column Valid N %
Inspire me to action	Not At All	1	4%
	To A Small Extent	4	16%
	To Some Extent	10	40%
	To A Great Extent	10	40%

10:30am Service

		Count	Valid N %
Inspire me to action	Not At All	4	5%
	To A Small Extent	17	21%
	To Some Extent	38	48%
	To A Great Extent	21	26%

8:15am Service

		Count	Column Valid N %
A sense of God's presence	Rarely Or Never	2	8%
	Sometimes	8	32%
	Usually	7	28%
	Always	8	32%

10:30am Service

		Count	Valid N %
A sense of God's presence	Rarely Or Never	4	5%
	Sometimes	19	23%
	Usually	41	50%
	Always	18	22%

8:15am Service

		Count	Column Valid N %
Boredom	Rarely Or Never	18	72%
	Sometimes	7	28%
	Usually	0	0%
	Always	0	0%

10:30am Service

		Count	Valid N %
Boredom	Rarely Or Never	41	51%
	Sometimes	30	37%
	Usually	6	7%
	Always	4	5%

8:15am Service

		Count	Column Valid N %
Connectedness	Rarely Or Never	1	4%
	Sometimes	2	8%
	Usually	15	63%
	Always	6	25%

10:30am Service

		Count	Valid N %
Connectedness	Rarely Or Never	4	5%
	Sometimes	17	21%
	Usually	47	58%
	Always	13	16%

8:15am Service

		Count	Column Valid N %
Energy	Rarely Or Never	1	4%
	Sometimes	9	36%
	Usually	12	48%
	Always	3	12%

10:30am Service

		Count	Column Valid N %
Energy	Rarely Or Never	6	7%
	Sometimes	26	32%
	Usually	38	46%
	Always	12	15%

8:15am Service

		Count	Column Valid N %
Frustration	Rarely Or Never	17	68%
	Sometimes	7	28%
	Usually	1	4%
	Always	0	0%

10:30am Service

		Count	Column Valid N %
Frustration	Rarely Or Never	37	45%
	Sometimes	38	46%
	Usually	4	5%
	Always	3	4%

8:15am Service

		Count	Column Valid N %
Judgment	Rarely Or Never	19	76%
	Sometimes	6	24%
	Usually	0	0%
	Always	0	0%

10:30am Service

		Count	Column Valid N %
Judgment	Rarely Or Never	47	59%
	Sometimes	24	30%
	Usually	5	6%
	Always	3	4%

8:15am Service

		Count	Column Valid N %
Renewal	Rarely Or Never	0	0%
	Sometimes	10	42%
	Usually	10	42%
	Always	4	17%

10:30am Service

		Count	Column Valid N %
Renewal	Rarely Or Never	9	11%
	Sometimes	28	35%
	Usually	35	44%
	Always	7	9%

8:15am Service

		Count	Column Valid N %
Wonder	Rarely Or Never	3	12%
	Sometimes	8	32%
	Usually	8	32%
	Always	6	24%

10:30am Service

		Count	Valid N %
Wonder	Rarely Or Never	7	9%
	Sometimes	39	48%
	Usually	26	32%
	Always	9	11%

8:15am Service

		Count	Column Valid N %
Love and care for all its members	Not At All Well	1	4%
	Slightly Well	4	16%
	Somewhat Well	6	24%
	Very Well	14	56%

10:30am Service

		Count	Valid N %
Love and care for all its members	Not At All Well	2	2%
	Slightly Well	7	9%
	Somewhat Well	38	47%
	Very Well	34	42%

8:15am Service

		Count	Column Valid N %
I have at least one close friend in this congregation	Not True	1	4%
	Somewhat True	5	19%
	True	7	27%
	Very True	13	50%

10:30am Service

		Count	Valid N %
I have at least one close friend in this congregation	Not True	9	11%
	Somewhat True	13	16%
	True	30	37%
	Very True	30	37%

8:15am Service

		Count	Column Valid N %
Sometimes our congregation feels cliquish and it is hard to break into groups	Not True	9	35%
	Somewhat True	12	46%
	True	3	12%
	Very True	2	8%

10:30am Service

		Count	Valid N %
Sometimes our congregation feels cliquish and it is hard to break into groups	Not True	40	49%
	Somewhat True	29	36%
	True	6	7%
	Very True	6	7%

8:15am Service

		Count	Column Valid N %
I feel a strong sense of belonging in this congregation	Not True	2	8%
	Somewhat True	9	35%
	True	7	27%
	Very True	8	31%

10:30am Service

		Count	Valid N %
I feel a strong sense of belonging in this congregation	Not True	3	4%
	Somewhat True	23	28%
	True	30	37%
	Very True	26	32%

8:15am Service

		Count	Column Valid N %
People would notice if I stopped coming to church	Not True	4	15%
	Somewhat True	5	19%
	True	12	46%
	Very True	5	19%

10:30am Service

		Count	Valid N %
People would notice if I stopped coming to church	Not True	10	12%
	Somewhat True	21	26%
	True	36	44%
	Very True	15	18%

8:15am Service

		Count	Column Valid N %
There are members who have been and are still hurt by this church	Not True	4	16%
	Somewhat True	5	20%
	True	5	20%
	Very True	3	12%
	Do Not Know	8	32%

10:30am Service

		Count	Valid N %
There are members who have been and are still hurt by this church	Not True	9	11%
	Somewhat True	20	25%
	True	16	20%
	Very True	12	15%
	Do Not Know	23	29%

8:15am Service

		Count	Column Valid N %
Supports me through prayers	Not At All	0	0%
	To A Small Extent	1	4%
	To Some Extent	9	35%
	To A Great Extent	16	62%

10:30am Service

		Count	Valid N %
Supports me through prayers	Not At All	3	4%
	To A Small Extent	6	7%
	To Some Extent	27	33%
	To A Great Extent	45	56%

8:15am Service

		Count	Column Valid N %
Makes me feel that my opinions are valued	Not At All	3	12%
	To A Small Extent	3	12%
	To Some Extent	6	23%
	To A Great Extent	14	54%

10:30am Service

		Count	Column Valid N %
Makes me feel that my opinions are valued	Not At All	7	9%
	To A Small Extent	16	20%
	To Some Extent	29	36%
	To A Great Extent	28	35%

8:15am Service

		Count	Column Valid N %
There is serious conflict within this church	Not True	10	40%
	Somewhat True	8	32%
	True	3	12%
	Very True	1	4%
	Do Not Know	3	12%

10:30am Service

		Count	Column Valid N %
There is serious conflict within this church	Not True	17	21%
	Somewhat True	35	43%
	True	5	6%
	Very True	10	12%
	Do Not Know	14	17%

8:15am Service

		Count	Column Valid N %
Stay healthy and strong	Not At All Well	3	12%
	Slightly Well	4	16%
	Some What Well	11	44%
	Very Well	7	28%

10:30am Service

		Count	Column Valid N %
Stay healthy and strong	Not At All Well	12	15%
	Slightly Well	18	23%
	Some What Well	33	42%
	Very Well	16	20%

8:15am Service

		Count	Column Valid N %
Fulfill its mission	Not At All Well	0	0%
	Slightly Well	4	16%
	Somewhat Well	11	44%
	Very Well	10	40%

10:30am Service

		Count	Column Valid N %
Fulfill its mission	Not At All Well	2	3%
	Slightly Well	15	19%
	Somewhat Well	45	58%
	Very Well	16	21%

8:15am Service

		Count	Column Valid N %
I am hopeful or excited about our future	Not True	2	8%
	Somewhat True	8	31%
	True	11	42%
	Very True	5	19%

10:30am Service

		Count	Valid N %
I am hopeful or excited about our future	Not True	13	16%
	Somewhat True	27	34%
	True	30	38%
	Very True	10	13%

8:15am Service

		Count	Column Valid N %
Our leaders are open to suggestions for improvement	Not True	0	0%
	Somewhat True	6	24%
	True	7	28%
	Very True	12	48%
	Do Not Know	0	0%

10:30am Service

		Count	Valid N %
Our leaders are open to suggestions for improvement	Not True	8	10%
	Somewhat True	20	24%
	True	26	32%
	Very True	25	30%
	Do Not Know	3	4%

8:15am Service

		Count	Column Valid N %
Our congregation manages conflict well	Not True	3	12%
	Somewhat True	10	40%
	True	5	20%
	Very True	2	8%
	Do Not Know	5	20%

10:30am Service

		Count	Valid N %
Our congregation manages conflict well	Not True	12	15%
	Somewhat True	34	42%
	True	16	20%
	Very True	4	5%
	Do Not Know	15	19%

8:15am Service

		Count	Column Valid N %
Leadership shares budget and financial information with members	Not True	0	0%
	Somewhat True	3	12%
	True	8	32%
	Very True	12	48%
	Do Not Know	2	8%

10:30am Service

		Count	Valid N %
Leadership shares budget and financial information with members	Not True	3	4%
	Somewhat True	12	15%
	True	30	37%
	Very True	30	37%
	Do Not Know	6	7%

8:15am Service

		Count	Column Valid N %
I trust our leadership to make good decisions	Not True	0	0%
	Somewhat True	6	23%
	True	11	42%
	Very True	9	35%

10:30am Service

		Count	Valid N %
I trust our leadership to make good decisions	Not True	7	9%
	Somewhat True	21	26%
	True	37	46%
	Very True	16	20%

8:15am Service

		Count	Column Valid N %
There is tension between leadership and members	Not True	6	24%
	Somewhat True	11	44%
	True	2	8%
	Very True	0	0%
	Do Not Know	6	24%

10:30am Service

		Count	Valid N %
There is tension between leadership and members	Not True	20	25%
	Somewhat True	29	36%
	True	5	6%
	Very True	10	12%
	Do Not Know	17	21%

8:15am Service

		Count	Column Valid N %
There is a good match between our congregation and our pastor(s)	Not True	0	0%
	Somewhat True	4	16%
	True	10	40%
	Very True	11	44%
	Do Not Know	0	0%

10:30am Service

		Count	Valid N %
There is a good match between our congregation and our pastor(s)	Not True	7	9%
	Somewhat True	9	11%
	True	28	34%
	Very True	36	44%
	Do Not Know	2	2%

8:15am Service

		Count	Column Valid N %
Has a healthy sense of mission or purpose	Not True	2	8%
	Somewhat True	5	19%
	True	12	46%
	Very True	7	27%

10:30am Service

		Count	Valid N %
Has a healthy sense of mission or purpose	Not True	6	7%
	Somewhat True	14	17%
	True	37	46%
	Very True	24	30%

8:15am Service

		Count	Column Valid N %
Is resistant to change	Not True	8	32%
	Somewhat True	13	52%
	True	4	16%
	Very True	0	0%

10:30am Service

		Count	Valid N %
Is resistant to change	Not True	27	34%
	Somewhat True	31	39%
	True	18	23%
	Very True	4	5%

8:15am Service

		Count	Column Valid N %
Avoids difficult conversations	Not True	13	50%
	Somewhat True	10	38%
	True	1	4%
	Very True	2	8%

10:30am Service

		Count	Valid N %
Avoids difficult conversations	Not True	37	45%
	Somewhat True	28	34%
	True	10	12%
	Very True	7	9%

8:15am Service

		Count	Column Valid N %
Are you currently a member of this congregation?	Yes	22	85%
	No But I Am In The Process Of Becoming A Member	1	4%
	No But I Regularly Participate Here	3	12%
	No	0	0%

10:30am Service

		Count	Valid N %
Are you currently a member of this congregation?	Yes	67	77%
	No But I Am In The Process Of Becoming A Member	2	2%
	No But I Regularly Participate Here	14	16%
	No	4	5%

8:15am Service

		Count	Column Valid N %
How long have you been coming here?	Less Than 1 Year	4	15%
	1-5 Years	7	27%
	6-10 Years	5	19%
	More Than 10 Years	10	38%

10:30am Service

		Count	Valid N %
How long have you been coming here?	Less Than 1 Year	4	5%
	1-5 Years	18	22%
	6-10 Years	15	18%
	More Than 10 Years	46	55%

8:15am Service

		Count	Column Response % (Base: Count)
\$Role	Christian educator	2	7.7%
	Deacon	0	0.0%
	On church governing body	2	7.7%
	Elder	0	0.0%
	Ordained minister or priest	0	0.0%
	None of the above	22	84.6%

10:30am Service

		Count	Column Response % (Base: Count)
\$Role	Christian educator	6	7.3%
	Deacon	0	0.0%
	On church governing body	2	2.4%
	Elder	1	1.2%
	Ordained minister or priest	2	2.4%
	None of the above	72	87.8%

8:15am Service

		Count	Column Valid N %
How would you characterize your involvement in this church?	Increasing	10	38%
	Staying The Same	11	42%
	Decreasing	5	19%

10:30am Service

		Count	Valid N %
How would you characterize your involvement in this church?	Increasing	12	14%
	Staying The Same	55	66%
	Decreasing	16	19%

8:15am Service

		Count	Column Response % (Base: Count)
\$Involvedchurch	I serve on a committee or something similar:Select any of the following ways that you are involved in this church	11	42.3%
	I engage in mission work:Select any of the following ways that you are involved in this church	6	23.1%
	I regularly attend a class or Bible study:Select any of the following ways that you are involved in this church	14	53.8%
	I attend many of the fellowship or special events:Select any of the following ways that you are involved in this church	10	38.5%

10:30am Service

		Count	Column Response % (Base: Count)
\$Involvedchurch	I serve on a committee or something similar:Select any of the following ways that you are involved in this church	33	41.3%
	I engage in mission work:Select any of the following ways that you are involved in this church	16	20.0%
	I regularly attend a class or Bible study:Select any of the following ways that you are involved in this church	29	36.3%
	I attend many of the fellowship or special events:Select any of the following ways that you are involved in this church	31	38.8%

Other:Select any of the following ways that you are involved in this church	5	19.2%
None of the above:Select any of the following ways that you are involved in this church	5	19.2%

Other:Select any of the following ways that you are involved in this church	22	27.5%
None of the above:Select any of the following ways that you are involved in this church	15	18.8%

8:15am Service

	Count	Column Valid N %
About how much of your annual income (before taxes) do you give to your church?		
10% Or More	2	9%
7-9%	3	13%
4-6%	7	30%
1-3%	6	26%
Less Than 1%	4	17%
I Don't Give	1	4%

10:30am Service

	Count	Valid N %
About how much of your annual income (before taxes) do you give to your church?		
10% Or More	12	15%
7-9%	8	10%
4-6%	22	28%
1-3%	23	29%
Less Than 1%	8	10%
I Don't Give	6	8%

8:15am Service

	Count	Column Valid N %
Over the past year, how often have you attended worship services at your congregation?		
Every Week	9	35%
2-3 Times A Month	14	54%
About Once A Month	2	8%
Occasionally Or Only For Special Occasions	1	4%
Never	0	0%

10:30am Service

	Count	Valid N %
Over the past year, how often have you attended worship services at your congregation?		
Every Week	34	41%
2-3 Times A Month	35	43%
About Once A Month	8	10%
Occasionally Or Only For Special Occasions	5	6%
Never	0	0%

8:15am Service

	Count	Column Response % (Base: Count)
\$Barriers		
Work:Do any of the following keep you from participating more in the life of the church?	9	37.5%
Family:Do any of the following keep you from participating more in the life of the church?	6	25.0%

10:30am Service

	Count	Column Response % (Base: Count)
\$Barriers		
Work:Do any of the following keep you from participating more in the life of the church?	22	27.2%
Family:Do any of the following keep you from participating more in the life of the church?	25	30.9%

Illness:Do any of the following keep you from participating more in the life of the church?	3	12.5%
School:Do any of the following keep you from participating more in the life of the church?	3	12.5%
Transportation:Do any of the following keep you from participating more in the life of the church?	1	4.2%
Lack of interest:Do any of the following keep you from participating more in the life of the church?	2	8.3%
None of the above:Do any of the following keep you from participating more in the life of the church?	6	25.0%
Other:Do any of the following keep you from participating more in the life of the church?	4	16.7%

Illness:Do any of the following keep you from participating more in the life of the church?	10	12.3%
School:Do any of the following keep you from participating more in the life of the church?	6	7.4%
Transportation:Do any of the following keep you from participating more in the life of the church?	2	2.5%
Lack of interest:Do any of the following keep you from participating more in the life of the church?	8	9.9%
None of the above:Do any of the following keep you from participating more in the life of the church?	28	34.6%
Other:Do any of the following keep you from participating more in the life of the church?	10	12.3%

8:15am Service

		Count	Column Valid N %
Age	Up To 17 Years	3	13%
	18-25 Years	1	4%
	26-35 Years	0	0%
	36-65 Years	12	50%
	Over 65	8	33%

10:30am Service

		Count	Valid N %
Age	Up To 17 Years	9	12%
	18-25 Years	2	3%
	26-35 Years	5	6%
	36-65 Years	30	38%
	Over 65	32	41%

8:15am Service

		Count	Column Valid N %
What is your gender?	Female	18	69%
	Male	7	27%
	Other	1	4%

10:30am Service

		Count	Valid N %
What is your gender?	Female	49	57%
	Male	35	41%
	Other	2	2%

8:15am Service

		Count	Column Response % (Base: Count)
\$Race	Asian	0	0%
	Black or African American	2	8%
	Hispanic or Latinx	0	0%
	Middle Eastern	0	0%
	Native American	0	0%
	White	20	80%
	Other	1	4%
	Multiracial	2	8%

10:30am Service

		Count	Column Response % (Base: Count)
\$Race	Asian	3	3%
	Black or African American	1	1%
	Hispanic or Latinx	3	3%
	Middle Eastern	2	2%
	Native American	0	0%
	White	74	85%
	Other	0	0%
Multiracial	4	5%	

8:15am Service

		Count	Column Valid N %
Which statement best describes the people who currently live in your household?	I live alone	7	27%
	One adult with children at home	2	8%
	A couple with no children at home	8	31%
	A couple with children at home	9	35%
	Roommate with no children at home	0	0%
	Other	0	0%

10:30am Service

		Count	Valid N %
Which statement best describes the people who currently live in your household?	I live alone	14	16%
	One adult with children at home	7	8%
	A couple with no children at home	27	31%
	A couple with children at home	34	40%
	Roommate with no children at home	1	1%
	Other	3	3%

8:15am Service

		Count	Column Response % (Base: Count)
\$Work	work full time	12	46%

10:30am Service

		Count	Column Response % (Base: Count)
\$Work	work full time	34	40%

work part time	6	23%
full-time homemaker	0	0%
student	4	15%
unemployed	1	4%
retired	6	23%

work part time	11	13%
full-time homemaker	5	6%
student	11	13%
unemployed	0	0%
retired	31	36%

8:15am Service

	Count	Column Valid N %
What is the highest education level you have completed?	2	8%
some high school or less	3	12%
high school diploma	1	4%
trade certificate	2	8%
associate degree	5	19%
bachelors degree	11	42%
masters degree	2	8%
doctorate or professional degree		

10:30am Service

	Count	Column Valid N %
What is the highest education level you have completed?	9	10%
some high school or less	5	6%
high school diploma	0	0%
trade certificate	2	2%
associate degree	29	34%
bachelors degree	27	31%
masters degree	14	16%
doctorate or professional degree		

8:15am Service

	Count	Column Valid N %
What is your annual household income before taxes?	1	4%
less than \$25,000	4	17%
\$25,000 to \$49,999	4	17%
\$50,000 to \$74,999	2	9%
\$75,000 to \$99,999	6	26%
\$100,000 to \$149,999	6	26%
\$150,000 or more		

10:30am Service

	Count	Column Valid N %
What is your annual household income before taxes?	6	8%
less than \$25,000	9	12%
\$25,000 to \$49,999	13	18%
\$50,000 to \$74,999	7	10%
\$75,000 to \$99,999	12	16%
\$100,000 to \$149,999	26	36%
\$150,000 or more		

8:15am Service

		Count	Column Valid N %
Politically, would say you are	More On The Conservative Side	2	8%
	More On The Moderate Side	10	42%
	More On The Liberal Side	12	50%

10:30am Service

		Count	Column Valid N %
Politically, would say you are	More On The Conservative Side	10	12%
	More On The Moderate Side	24	29%
	More On The Liberal Side	50	60%

8:15am Service

		Count	Column Valid N %
Theologically, would say you are	More On The Conservative Side	2	9%
	More On The Moderate Side	7	30%
	More On The Liberal Side	14	61%

10:30am Service

		Count	Column Valid N %
Theologically, would say you are	More On The Conservative Side	7	9%
	More On The Moderate Side	32	39%
	More On The Liberal Side	43	52%