



USCIVS

U.S. Congregational Vitality Survey
DISCOVER YOUR STRENGTHS

Congregation Report

Thursday, March 28, 2019

St. Matthew's United Methodist Church

CONGREGATIONAL VITALITY

Total Respondents:

54 less than 10 years

57 10 years or more

VITALITY SCORE

less than 10 years

75%

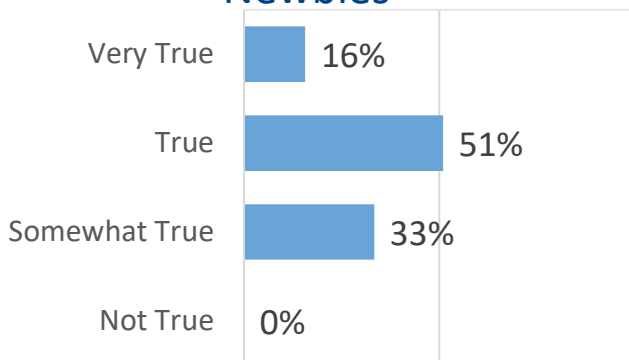
10 years or more

69%

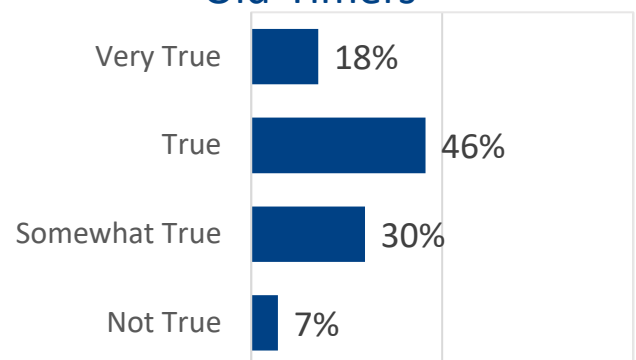
This score is based on an average of your congregation's total worshiper and leader ratings. The benchmark represents the average score of the 58 congregations that have taken the survey so far.

"This church is spiritually vital and alive"

Newbies



Old-Timers



Based on worshiper survey results

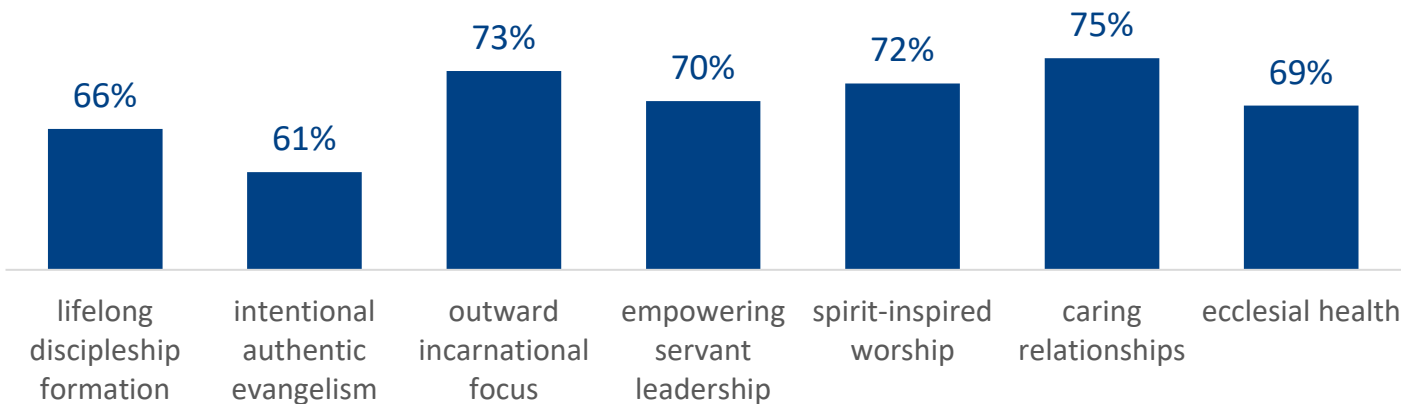
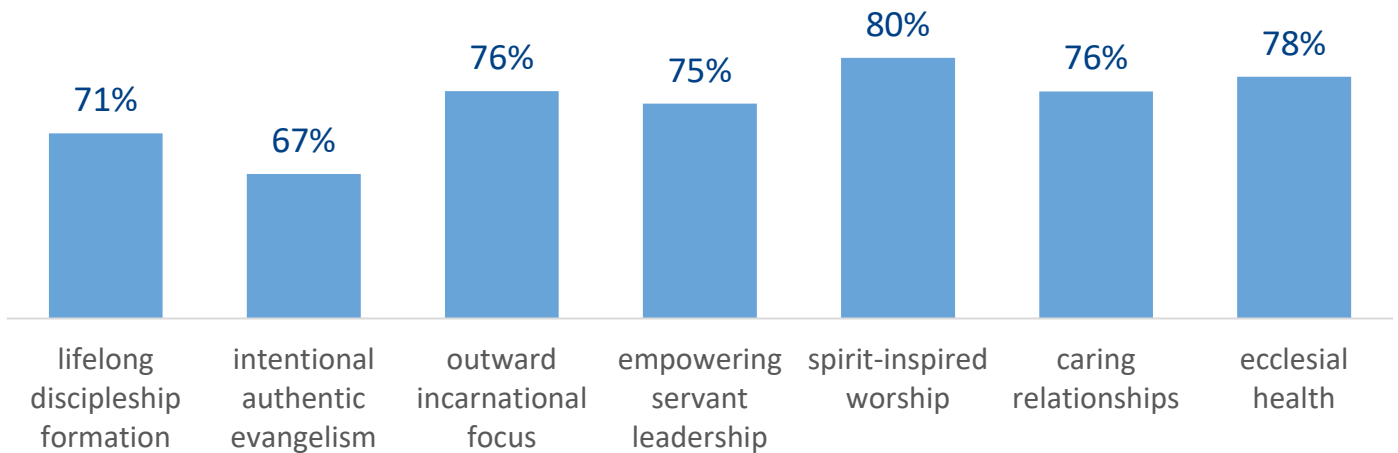
Your congregation's greatest strength is:

WORSHIP

Your congregation is least strong in:

EVANGELISM

Below are your congregation's scores on each of the seven marks of vitality for those who have come to this church *less than 10 years* and *10 years or more* services.



Pay attention not only to which scores are highest (your greatest strengths) and lowest (your possible areas for improvement), but also take note of any area where there is a 10% or higher difference in ratings between leadership & staff and worshipers. This could indicate an area where worshipers are not aware of what your church is doing, or where leadership is unaware of issues in the church.

The percentage scores were calculated based on average responses to multiple items in the surveys, which have been combined into scales representing each of the seven marks of vitality.

Newbies

		Column Valid N %
Prioritize faith formation and disciple making	Not At All Well	2%
	Slightly Well	10%
	Some What Well	48%
	Very Well	40%

Old Timers

		Column Valid N %
Prioritize faith formation and disciple making	Not At All Well	4%
	Slightly Well	16%
	Some What Well	58%
	Very Well	23%

Newbies

		Column Valid N %
I know the Bible well	Not True	23%
	Somewhat True	58%
	True	11%
	Very True	8%

Old Timers

		Column Valid N %
I know the Bible well	Not True	20%
	Somewhat True	68%
	True	9%
	Very True	4%

Newbies

		Column Valid N %
I see myself as a disciple	Not True	15%
	Somewhat True	40%
	True	35%
	Very True	10%

Old Timers

		Column Valid N %
I see myself as a disciple	Not True	19%
	Somewhat True	42%
	True	35%
	Very True	4%

Newbies

		Column Valid N %
When I face a problem, I look to the teachings of Jesus for guidance	Not True	15%
	Somewhat True	37%
	True	38%
	Very True	10%

Old Timers

		Column Valid N %
When I face a problem, I look to the teachings of Jesus for guidance	Not True	16%
	Somewhat True	47%
	True	32%
	Very True	5%

Newbies

		Column Valid N %
Pray or meditate	Not Important	6%
	Somewhat Important	22%
	Important	

Old Timers

		Column Valid N %
Pray or meditate	Not Important	7%
	Somewhat Important	25%
	Important	

Important	46%
Very Important	26%

Important	37%
Very Important	32%

Newbies

		Column Valid N %
Read the Bible	Not Important	17%
	Somewhat Important	42%
	Important	38%
	Very Important	4%

Old Timers

		Column Valid N %
Read the Bible	Not Important	30%
	Somewhat Important	37%
	Important	25%
	Very Important	9%

Newbies

		Column Valid N %
Deepen my relationship with God	Not Important	7%
	Somewhat Important	20%
	Important	37%
	Very Important	35%

Old Timers

		Column Valid N %
Deepen my relationship with God	Not Important	2%
	Somewhat Important	38%
	Important	34%
	Very Important	27%

Newbies

		Column Valid N %
Challenges me to become more Christ-like	Not At All	2%
	To A Small Extent	6%
	To Some Extent	35%
	To A Great Extent	57%

Old Timers

		Column Valid N %
Challenges me to become more Christ-like	Not At All	5%
	To A Small Extent	14%
	To Some Extent	40%
	To A Great Extent	40%

Newbies

		Column Valid N %
Helps me apply my faith to everyday life	Not At All	4%
	To A Small Extent	12%
	To Some Extent	33%
	To A Great Extent	52%

Old Timers

		Column Valid N %
Helps me apply my faith to everyday life	Not At All	4%
	To A Small Extent	16%
	To Some Extent	52%
	To A Great Extent	29%

Newbies

		Column Valid N %
Nurtures my spiritual development	Not At All	0%
	To A Small Extent	8%
	To Some Extent	40%
	To A Great Extent	53%

Old Timers

		Column Valid N %
Nurtures my spiritual development	Not At All	5%
	To A Small Extent	18%
	To Some Extent	48%
	To A Great Extent	29%

Newbies

		Column Valid N %
Engage in evangelism	Not At All Well	9%
	Slightly Well	30%
	Somewhat Well	43%
	Very Well	19%

Old Timers

		Column Valid N %
Engage in evangelism	Not At All Well	28%
	Slightly Well	38%
	Somewhat Well	28%
	Very Well	6%

Newbies

		Column Valid N %
Seek opportunities to share my faith in everyday life	Not Important	17%
	Somewhat Important	44%
	Important	35%
	Very Important	4%

Old Timers

		Column Valid N %
Seek opportunities to share my faith in everyday life	Not Important	9%
	Somewhat Important	68%
	Important	20%
	Very Important	4%

Newbies

		Column Valid N %
Discuss religion and spirituality with people who are not Christian	Not Important	27%
	Somewhat Important	50%
	Important	21%
	Very Important	2%

Old Timers

		Column Valid N %
Discuss religion and spirituality with people who are not Christian	Not Important	46%
	Somewhat Important	42%
	Important	12%
	Very Important	0%

Newbies

		Column Valid N %
Build relationships with	Not Important	0%

Old Timers

		Column Valid N %
Build relationships with	Not Important	11%

people who are not Christian (Matthew 5	Somewhat Important	15%
	Important	48%
	Very Important	37%

people who are not Christian (Matthew 5	Somewhat Important	19%
	Important	46%
	Very Important	25%

Newbies

		Column Valid N %
Encourages and equips me to share my faith	Not At All	4%
	To A Small Extent	23%
	To Some Extent	42%
	To A Great Extent	31%

Old Timers

		Column Valid N %
Encourages and equips me to share my faith	Not At All	9%
	To A Small Extent	33%
	To Some Extent	42%
	To A Great Extent	16%

Newbies

		Column Valid N %
I try to ensure that visitors to my church feel welcome	Not True	4%
	Somewhat True	23%
	True	50%
	Very True	23%

Old Timers

		Column Valid N %
I try to ensure that visitors to my church feel welcome	Not True	5%
	Somewhat True	19%
	True	35%
	Very True	40%

Newbies

		Column Valid N %
I invite people who do not attend church to come visit mine	Not True	31%
	Somewhat True	39%
	True	25%
	Very True	4%

Old Timers

		Column Valid N %
I invite people who do not attend church to come visit mine	Not True	38%
	Somewhat True	34%
	True	23%
	Very True	5%

Newbies

		Column Valid N %
I try to spread the word of God through my actions, like serving the community or engaging in mission work	Not True	14%
	Somewhat True	31%
	True	37%
	Very True	18%

Old Timers

		Column Valid N %
I try to spread the word of God through my actions, like serving the community or engaging in mission work	Not True	18%
	Somewhat True	33%
	True	31%
	Very True	18%

Newbies

		Column Valid N %
Encourages and equips me to share God's love when engaging in mission work or community service	Not At All	0%
	To A Small Extent	12%
	To Some Extent	50%
	To A Great Extent	38%

Old Timers

		Column Valid N %
Encourages and equips me to share God's love when engaging in mission work or community service	Not At All	4%
	To A Small Extent	20%
	To Some Extent	45%
	To A Great Extent	31%

Newbies

		Column Valid N %
Responds to the needs of the local community or beyond	Not At All Well	2%
	Slightly Well	8%
	Somewhat Well	39%
	Very Well	51%

Old Timers

		Column Valid N %
Responds to the needs of the local community or beyond	Not At All Well	2%
	Slightly Well	11%
	Somewhat Well	52%
	Very Well	36%

Newbies

		Column Valid N %
Engage in work to improve my local community	Not Important	2%
	Somewhat Important	28%
	Important	45%
	Very Important	25%

Old Timers

		Column Valid N %
Engage in work to improve my local community	Not Important	7%
	Somewhat Important	23%
	Important	40%
	Very Important	30%

Newbies

		Column Valid N %
Actively promote social justice in our word (psalm 82)	Not Important	6%
	Somewhat Important	23%
	Important	29%
	Very Important	42%

Old Timers

		Column Valid N %
Actively promote social justice in our word (psalm 82)	Not Important	5%
	Somewhat Important	29%
	Important	45%
	Very Important	21%

Newbies

		Column Valid N %
Seek out opportunities to	Not Important	4%

Old Timers

		Column Valid N %
Seek out opportunities to	Not Important	2%

learn about other cultures or faith traditions	Somewhat Important	20%
	Important	41%
	Very Important	35%

learn about other cultures or faith traditions	Somewhat Important	13%
	Important	68%
	Very Important	18%

Newbies

		Column Valid N %
Make specific efforts to form relationships of diversity	Not Important	2%
	Somewhat Important	20%
	Important	39%
	Very Important	39%

Old Timers

		Column Valid N %
Make specific efforts to form relationships of diversity	Not Important	5%
	Somewhat Important	18%
	Important	58%
	Very Important	19%

Newbies

		Column Valid N %
Fosters environments of diversity	Not True	4%
	Somewhat True	24%
	True	41%
	Very True	31%

Old Timers

		Column Valid N %
Fosters environments of diversity	Not True	2%
	Somewhat True	28%
	True	40%
	Very True	30%

Newbies

		Column Valid N %
Emphasizes mission over self-preservation	Not True	11%
	Somewhat True	31%
	True	49%
	Very True	9%

Old Timers

		Column Valid N %
Emphasizes mission over self-preservation	Not True	11%
	Somewhat True	35%
	True	45%
	Very True	9%

Newbies

		Column Valid N %
Has a noted presence in the community	Not True	6%
	Somewhat True	30%
	True	54%
	Very True	10%

Old Timers

		Column Valid N %
Has a noted presence in the community	Not True	7%
	Somewhat True	30%
	True	52%
	Very True	11%

Newbies

Old Timers

		Column Valid N %
Provides a moral voice for our community	Not True	2%
	Somewhat True	23%
	True	60%
	Very True	15%

		Column Valid N %
Provides a moral voice for our community	Not True	7%
	Somewhat True	32%
	True	44%
	Very True	18%

Newbies

		Column Valid N %
Is working for social justice (Psalm 82	Not True	0%
	Somewhat True	4%
	True	53%
	Very True	43%

Old Timers

		Column Valid N %
Is working for social justice (Psalm 82	Not True	0%
	Somewhat True	18%
	True	39%
	Very True	44%

Newbies

		Column Valid N %
In fighting inequality (for example poverty or racism)	Not True	2%
	Somewhat True	6%
	True	60%
	Very True	33%

Old Timers

		Column Valid N %
In fighting inequality (for example poverty or racism)	Not True	2%
	Somewhat True	18%
	True	44%
	Very True	37%

Newbies

		Column Valid N %
Help members find the best way they can contribute to the life of the Church	Not At All Well	6%
	Slightly Well	18%
	Somewhat Well	44%
	Very Well	32%

Old Timers

		Column Valid N %
Help members find the best way they can contribute to the life of the Church	Not At All Well	7%
	Slightly Well	35%
	Somewhat Well	42%
	Very Well	16%

Newbies

		Column Valid N %
Helps me to cultivate my God-given gifts (Romans 12	Not At All	4%
	To A Small Extent	16%
	To Some Extent	46%

Old Timers

		Column Valid N %
Helps me to cultivate my God-given gifts (Romans 12	Not At All	7%
	To A Small Extent	26%
	To Some Extent	46%

To A Great Extent 34%

To A Great Extent 21%

Newbies

Old Timers

		Column Valid N %
Provides me with opportunities to get involved	Not At All	0%
	To A Small Extent	4%
	To Some Extent	28%
	To A Great Extent	68%

		Column Valid N %
Provides me with opportunities to get involved	Not At All	2%
	To A Small Extent	4%
	To Some Extent	42%
	To A Great Extent	53%

Newbies

Old Timers

		Column Valid N %
Involves me in the planning or leading of activities	Not At All	10%
	To A Small Extent	18%
	To Some Extent	39%
	To A Great Extent	33%

		Column Valid N %
Involves me in the planning or leading of activities	Not At All	19%
	To A Small Extent	21%
	To Some Extent	33%
	To A Great Extent	26%

Newbies

Old Timers

		Column Valid N %
Nurtures my leadership development	Not At All	10%
	To A Small Extent	25%
	To Some Extent	47%
	To A Great Extent	18%

		Column Valid N %
Nurtures my leadership development	Not At All	20%
	To A Small Extent	25%
	To Some Extent	45%
	To A Great Extent	11%

Newbies

Old Timers

		Column Valid N %
Staff and other leaders here model humility	Not True	2%
	Somewhat True	12%
	True	39%
	Very True	41%
	Do Not Know	6%

		Column Valid N %
Staff and other leaders here model humility	Not True	16%
	Somewhat True	28%
	True	23%
	Very True	28%
	Do Not Know	5%

Newbies

		Column Valid N %
Talks with me or teaches about stewardship (time, talent, and treasure)	Not At All	0%
	To A Small Extent	12%
	To Some Extent	53%
	To A Great Extent	35%

Old Timers

		Column Valid N %
Talks with me or teaches about stewardship (time, talent, and treasure)	Not At All	0%
	To A Small Extent	14%
	To Some Extent	46%
	To A Great Extent	40%

Newbies

		Column Valid N %
I am heavily involved in this church beyond attending worship	Not True	36%
	Somewhat True	34%
	True	23%
	Very True	8%

Old Timers

		Column Valid N %
I am heavily involved in this church beyond attending worship	Not True	26%
	Somewhat True	33%
	True	23%
	Very True	18%

Newbies

		Column Valid N %
Our leaders are open to suggestions for improvement	Not True	2%
	Somewhat True	19%
	True	35%
	Very True	40%
	Do Not Know	4%

Old Timers

		Column Valid N %
Our leaders are open to suggestions for improvement	Not True	12%
	Somewhat True	32%
	True	26%
	Very True	28%
	Do Not Know	2%

Newbies

		Column Valid N %
Leadership shares budget and financial information with members	Not True	2%
	Somewhat True	12%
	True	31%
	Very True	45%
	Do Not Know	10%

Old Timers

		Column Valid N %
Leadership shares budget and financial information with members	Not True	4%
	Somewhat True	18%
	True	39%
	Very True	35%
	Do Not Know	5%

Newbies

Old Timers

		Column Valid N %
There is a good match between our congregation and our pastor(s)	Not True	2%
	Somewhat True	8%
	True	29%
	Very True	60%
	Do Not Know	2%

		Column Valid N %
There is a good match between our congregation and our pastor(s)	Not True	11%
	Somewhat True	18%
	True	40%
	Very True	30%
	Do Not Know	2%

Newbies

		Column Valid N %
Lead inspiring worship	Not At All Well	0%
	Slightly Well	12%
	Somewhat Well	25%
	Very Well	63%

Old Timers

		Column Valid N %
Lead inspiring worship	Not At All Well	5%
	Slightly Well	11%
	Somewhat Well	50%
	Very Well	34%

Newbies

		Column Valid N %
Challenge my assumptions and convictions	Not At All	8%
	To A Small Extent	6%
	To Some Extent	46%
	To A Great Extent	40%

Old Timers

		Column Valid N %
Challenge my assumptions and convictions	Not At All	9%
	To A Small Extent	20%
	To Some Extent	58%
	To A Great Extent	13%

Newbies

		Column Valid N %
Help me understand scripture	Not At All	4%
	To A Small Extent	6%
	To Some Extent	31%
	To A Great Extent	60%

Old Timers

		Column Valid N %
Help me understand scripture	Not At All	7%
	To A Small Extent	9%
	To Some Extent	54%
	To A Great Extent	30%

Newbies

		Column Valid N %
Inspire me to action	Not At All	0%
	To A Small Extent	20%

Old Timers

		Column Valid N %
Inspire me to action	Not At All	9%
	To A Small Extent	21%

To Some Extent	35%
To A Great Extent	45%

To Some Extent	55%
To A Great Extent	14%

Newbies

		Column Valid N %
A sense of God's presence	Rarely Or Never	2%
	Sometimes	21%
	Usually	46%
	Always	31%

Old Timers

		Column Valid N %
A sense of God's presence	Rarely Or Never	9%
	Sometimes	30%
	Usually	44%
	Always	18%

Newbies

		Column Valid N %
Boredom	Rarely Or Never	63%
	Sometimes	27%
	Usually	4%
	Always	6%

Old Timers

		Column Valid N %
Boredom	Rarely Or Never	48%
	Sometimes	41%
	Usually	9%
	Always	2%

Newbies

		Column Valid N %
Connectedness	Rarely Or Never	4%
	Sometimes	18%
	Usually	60%
	Always	18%

Old Timers

		Column Valid N %
Connectedness	Rarely Or Never	5%
	Sometimes	21%
	Usually	56%
	Always	18%

Newbies

		Column Valid N %
Energy	Rarely Or Never	0%
	Sometimes	35%
	Usually	54%
	Always	12%

Old Timers

		Column Valid N %
Energy	Rarely Or Never	12%
	Sometimes	33%
	Usually	39%
	Always	16%

Newbies

Old Timers

		Column Valid N %
Frustration	Rarely Or Never	65%
	Sometimes	29%
	Usually	6%
	Always	0%

		Column Valid N %
Frustration	Rarely Or Never	37%
	Sometimes	53%
	Usually	5%
	Always	5%

Newbies

		Column Valid N %
Judgment	Rarely Or Never	71%
	Sometimes	24%
	Usually	2%
	Always	4%

Old Timers

		Column Valid N %
Judgment	Rarely Or Never	57%
	Sometimes	33%
	Usually	7%
	Always	2%

Newbies

		Column Valid N %
Renewal	Rarely Or Never	4%
	Sometimes	31%
	Usually	49%
	Always	16%

Old Timers

		Column Valid N %
Renewal	Rarely Or Never	13%
	Sometimes	43%
	Usually	39%
	Always	6%

Newbies

		Column Valid N %
Wonder	Rarely Or Never	0%
	Sometimes	43%
	Usually	31%
	Always	25%

Old Timers

		Column Valid N %
Wonder	Rarely Or Never	18%
	Sometimes	46%
	Usually	32%
	Always	4%

Newbies

		Column Valid N %
Love and care for all its members	Not At All Well	0%
	Slightly Well	8%
	Somewhat Well	35%
	Very Well	57%

Old Timers

		Column Valid N %
Love and care for all its members	Not At All Well	5%
	Slightly Well	14%
	Somewhat Well	46%
	Very Well	35%

Newbies

		Column Valid N %
I have at least one close friend in this congregation	Not True	17%
	Somewhat True	23%
	True	30%
	Very True	30%

Old Timers

		Column Valid N %
I have at least one close friend in this congregation	Not True	2%
	Somewhat True	11%
	True	39%
	Very True	49%

Newbies

		Column Valid N %
Sometimes our congregation feels cliquish and it is hard to break into groups	Not True	50%
	Somewhat True	37%
	True	6%
	Very True	8%

Old Timers

		Column Valid N %
Sometimes our congregation feels cliquish and it is hard to break into groups	Not True	41%
	Somewhat True	39%
	True	13%
	Very True	7%

Newbies

		Column Valid N %
I feel a strong sense of belonging in this congregation	Not True	6%
	Somewhat True	34%
	True	40%
	Very True	21%

Old Timers

		Column Valid N %
I feel a strong sense of belonging in this congregation	Not True	4%
	Somewhat True	28%
	True	28%
	Very True	40%

Newbies

		Column Valid N %
People would notice if I stopped coming to church	Not True	17%
	Somewhat True	34%
	True	38%
	Very True	11%

Old Timers

		Column Valid N %
People would notice if I stopped coming to church	Not True	11%
	Somewhat True	16%
	True	49%
	Very True	25%

Newbies

		Column Valid N %
There are members who have been and are still hurt by this church	Not True	18%
	Somewhat True	22%
	True	14%

Old Timers

		Column Valid N %
There are members who have been and are still hurt by this church	Not True	7%
	Somewhat True	25%
	True	26%

Very True	6%
Do Not Know	40%

Very True	21%
Do Not Know	21%

Newbies

		Column Valid N %
Supports me through prayers	Not At All	4%
	To A Small Extent	2%
	To Some Extent	33%
	To A Great Extent	62%

Old Timers

		Column Valid N %
Supports me through prayers	Not At All	2%
	To A Small Extent	11%
	To Some Extent	35%
	To A Great Extent	53%

Newbies

		Column Valid N %
Makes me feel that my opinions are valued	Not At All	4%
	To A Small Extent	12%
	To Some Extent	35%
	To A Great Extent	49%

Old Timers

		Column Valid N %
Makes me feel that my opinions are valued	Not At All	14%
	To A Small Extent	26%
	To Some Extent	30%
	To A Great Extent	30%

Newbies

		Column Valid N %
There is serious conflict within this church	Not True	31%
	Somewhat True	37%
	True	6%
	Very True	6%
	Do Not Know	20%

Old Timers

		Column Valid N %
There is serious conflict within this church	Not True	19%
	Somewhat True	44%
	True	11%
	Very True	14%
	Do Not Know	12%

Newbies

		Column Valid N %
Stay healthy and strong	Not At All Well	6%
	Slightly Well	24%
	Some What Well	37%
	Very Well	33%

Old Timers

		Column Valid N %
Stay healthy and strong	Not At All Well	21%
	Slightly Well	18%
	Some What Well	49%
	Very Well	12%

Newbies

		Column Valid N %
Fulfill its mission	Not At All Well	0%
	Slightly Well	15%
	Somewhat Well	44%
	Very Well	42%

Old Timers

		Column Valid N %
Fulfill its mission	Not At All Well	4%
	Slightly Well	21%
	Somewhat Well	65%
	Very Well	11%

Newbies

		Column Valid N %
I am hopeful or excited about our future	Not True	10%
	Somewhat True	38%
	True	38%
	Very True	13%

Old Timers

		Column Valid N %
I am hopeful or excited about our future	Not True	18%
	Somewhat True	30%
	True	38%
	Very True	14%

Newbies

		Column Valid N %
Our leaders are open to suggestions for improvement	Not True	2%
	Somewhat True	19%
	True	35%
	Very True	40%
	Do Not Know	4%

Old Timers

		Column Valid N %
Our leaders are open to suggestions for improvement	Not True	12%
	Somewhat True	32%
	True	26%
	Very True	28%
	Do Not Know	2%

Newbies

		Column Valid N %
Our congregation manages conflict well	Not True	6%
	Somewhat True	24%
	True	35%
	Very True	4%
	Do Not Know	31%

Old Timers

		Column Valid N %
Our congregation manages conflict well	Not True	21%
	Somewhat True	58%
	True	5%
	Very True	7%
	Do Not Know	9%

Newbies

	Column Valid N %
--	------------------

Old Timers

	Column Valid N %
--	------------------

Leadership shares budget and financial information with members	Not True	2%
	Somewhat True	12%
	True	31%
	Very True	45%
	Do Not Know	10%

Leadership shares budget and financial information with members	Not True	4%
	Somewhat True	18%
	True	39%
	Very True	35%
	Do Not Know	5%

Newbies

		Column Valid N %
I trust our leadership to make good decisions	Not True	4%
	Somewhat True	17%
	True	53%
	Very True	26%

Old Timers

		Column Valid N %
I trust our leadership to make good decisions	Not True	9%
	Somewhat True	36%
	True	36%
	Very True	20%

Newbies

		Column Valid N %
There is tension between leadership and members	Not True	35%
	Somewhat True	25%
	True	2%
	Very True	6%
	Do Not Know	31%

Old Timers

		Column Valid N %
There is tension between leadership and members	Not True	14%
	Somewhat True	51%
	True	11%
	Very True	12%
	Do Not Know	12%

Newbies

		Column Valid N %
There is a good match between our congregation and our pastor(s)	Not True	2%
	Somewhat True	8%
	True	29%
	Very True	60%
	Do Not Know	2%

Old Timers

		Column Valid N %
There is a good match between our congregation and our pastor(s)	Not True	11%
	Somewhat True	18%
	True	40%
	Very True	30%
	Do Not Know	2%

Newbies

		Column Valid N %
Has a healthy sense of mission or purpose	Not True	6%
	Somewhat True	15%
	True	54%
	Very True	25%

Old Timers

		Column Valid N %
Has a healthy sense of mission or purpose	Not True	9%
	Somewhat True	19%
	True	40%
	Very True	32%

Newbies

		Column Valid N %
Is resistant to change	Not True	38%
	Somewhat True	42%
	True	12%
	Very True	8%

Old Timers

		Column Valid N %
Is resistant to change	Not True	28%
	Somewhat True	42%
	True	30%
	Very True	0%

Newbies

		Column Valid N %
Avoids difficult conversations	Not True	55%
	Somewhat True	28%
	True	9%
	Very True	8%

Old Timers

		Column Valid N %
Avoids difficult conversations	Not True	37%
	Somewhat True	44%
	True	11%
	Very True	9%

Newbies

		Column Valid N %
Are you currently a member of this congregation?	Yes	65%
	No But I Am I The Process Of Becoming A Member	6%
	No But I Regularly Participate Here	30%
	No	0%

Old Timers

		Column Valid N %
Are you currently a member of this congregation?	Yes	96%
	No But I Am I The Process Of Becoming A Member	0%
	No But I Regularly Participate Here	4%
	No	0%

Newbies

		Column Valid N %
How long have you been coming here?	Less Than 1 Year	15%
	1-5 Years	46%
	6-10 Years	39%
	More Than 10 Years	0%

Old Timers

		Column Valid N %
How long have you been coming here?	Less Than 1 Year	0%
	1-5 Years	0%
	6-10 Years	0%
	More Than 10 Years	100%

Newbies

\$Role		Column Response % (Base: Count)
	Christian educator	7.4%
	Deacon	0.0%
	Elder serving on session	1.9%
	Elder	0.0%
	Ordained minister or priest	3.7%
	None of the above	87.0%

Old Timers

\$Role		Column Response % (Base: Count)
	Christian educator	7.1%
	Deacon	0.0%
	Elder serving on session	5.4%
	Elder	1.8%
	Ordained minister or priest	0.0%
	None of the above	87.5%

Newbies

How would you characterize your involvement in this church?		Column Valid N %
	Increasing	30%
	Staying The Same	63%
	Decreasing	7%

Old Timers

How would you characterize your involvement in this church?		Column Valid N %
	Increasing	11%
	Staying The Same	58%
	Decreasing	32%

Newbies

\$Involvedchurch		Column Response % (Base: Count)
	I serve on a committee or something similar:Select any of the following ways that you are involved in this church	26.9%

Old Timers

\$Involvedchurch		Column Response % (Base: Count)
	I serve on a committee or something similar:Select any of the following ways that you are involved in this church	54.5%

I engage in mission work:Select any of the following ways that you are involved in this church	21.2%
I regularly attend a class or Bible study:Select any of the following ways that you are involved in this church	48.1%
I attend many of the fellowship or special events:Select any of the following ways that you are involved in this church	40.4%
Other:Select any of the following ways that you are involved in this church	23.1%
None of the above:Select any of the following ways that you are involved in this church	23.1%

I engage in mission work:Select any of the following ways that you are involved in this church	20.0%
I regularly attend a class or Bible study:Select any of the following ways that you are involved in this church	34.5%
I attend many of the fellowship or special events:Select any of the following ways that you are involved in this church	36.4%
Other:Select any of the following ways that you are involved in this church	27.3%
None of the above:Select any of the following ways that you are involved in this church	14.5%

Newbies

	Column Valid N %
About how much of your annual income (before taxes) do you give to your church?	
10% Or More	8%
7-9%	6%
4-6%	38%
1-3%	27%
Less Than 1%	15%
I Don't Give	6%

Old Timers

	Column Valid N %
About how much of your annual income (before taxes) do you give to your church?	
10% Or More	19%
7-9%	15%
4-6%	20%
1-3%	30%
Less Than 1%	9%
I Don't Give	7%

Newbies

Old Timers

		Column Valid N %
Over the past year, how often have you attended worship services at your congregation?	Every Week	43%
	2-3 Times A Month	42%
	About Once A Month	6%
	Occasionally Or Only For Special Occasions	9%
	Never	0%

		Column Valid N %
Over the past year, how often have you attended worship services at your congregation?	Every Week	35%
	2-3 Times A Month	49%
	About Once A Month	12%
	Occasionally Or Only For Special Occasions	4%
	Never	0%

Newbies

		Column Response % (Base: Count)
\$Barriers	Work:Do any of the following keep you from participating more in the life of the church?	37.3%
	Family:Do any of the following keep you from participating more in the life of the church?	31.4%
	Illness:Do any of the following keep you from participating more in the life of the church?	9.8%
	School:Do any of the following keep you from participating more in the life of the church?	13.7%
	Transportation:Do any of the following keep you from participating more in the life of the church?	3.9%

Old Timers

		Column Response % (Base: Count)
\$Barriers	Work:Do any of the following keep you from participating more in the life of the church?	20.4%
	Family:Do any of the following keep you from participating more in the life of the church?	27.8%
	Illness:Do any of the following keep you from participating more in the life of the church?	14.8%
	School:Do any of the following keep you from participating more in the life of the church?	3.7%
	Transportation:Do any of the following keep you from participating more in the life of the church?	0.0%

Lack of interest:Do any of the following keep you from participating more in the life of the church?	2.0%
None of the above:Do any of the following keep you from participating more in the life of the church?	33.3%
Other:Do any of the following keep you from participating more in the life of the church?	13.7%

Lack of interest:Do any of the following keep you from participating more in the life of the church?	16.7%
None of the above:Do any of the following keep you from participating more in the life of the church?	31.5%
Other:Do any of the following keep you from participating more in the life of the church?	14.8%

Newbies

		Column Valid N %
ager	Up To 17 Years	18%
	18-25 Years	6%
	26-35 Years	4%
	36-65 Years	52%
	Over 65	20%

Old Timers

		Column Valid N %
ager	Up To 17 Years	6%
	18-25 Years	0%
	26-35 Years	4%
	36-65 Years	29%
	Over 65	61%

Newbies

		Column Valid N %
What is your gender?	Female	54%
	Male	43%
	Other	4%

Old Timers

		Column Valid N %
What is your gender?	Female	64%
	Male	34%
	Other	2%

Newbies

		Column Response % (Base: Count)
\$Race	Asian	6%

Old Timers

		Column Response % (Base: Count)
\$Race	Asian	0%

Black or African American	6%
Hispanic or Latinx	2%
Middle Eastern	2%
Native American	0%
White	75%
Other	0%
Multiracial	9%

Black or African American	0%
Hispanic or Latinx	2%
Middle Eastern	2%
Native American	0%
White	93%
Other	2%
Multiracial	2%

Newbies

		Column Valid N %
Which statement best describes the people who currently live in your household?	I live alone	15%
	One adult with children at home	9%
	A couple with no children at home	19%
	A couple with children at home	52%
	Roommate with no children at home	2%
	Other	4%

Old Timers

		Column Valid N %
Which statement best describes the people who currently live in your household?	I live alone	25%
	One adult with children at home	7%
	A couple with no children at home	44%
	A couple with children at home	25%
	Roommate with no children at home	0%
	Other	0%

Newbies

		Column Response % (Base: Count)
\$Work	work full time	46%
	work part time	19%
	full-time homemaker	4%
	student	22%
	unemployed	0%
	retired	17%

Old Timers

		Column Response % (Base: Count)
\$Work	work full time	32%
	work part time	13%
	full-time homemaker	5%
	student	5%
	unemployed	2%
	retired	52%

Newbies

Old Timers

		Column Valid N %
What is the highest education level you have completed?	some high school or less	17%
	high school diploma	13%
	trade certificate	2%
	associate degree	4%
	bachelors degree	20%
	masters degree	28%
	doctorate or professional degree	17%

		Column Valid N %
What is the highest education level you have completed?	some high school or less	4%
	high school diploma	2%
	trade certificate	0%
	associate degree	4%
	bachelors degree	39%
	masters degree	39%
	doctorate or professional degree	13%

Newbies

		Column Valid N %
What is your annual household income before taxes?	less than \$25,000	15%
	\$25,000 to \$49,999	8%
	\$50,000 to \$74,999	15%
	\$75,000 to \$99,999	8%
	\$100,000 to \$149,999	21%
	\$150,000 or more	33%

Old Timers

		Column Valid N %
What is your annual household income before taxes?	less than \$25,000	0%
	\$25,000 to \$49,999	18%
	\$50,000 to \$74,999	22%
	\$75,000 to \$99,999	9%
	\$100,000 to \$149,999	16%
	\$150,000 or more	36%

Newbies

		Column Valid N %
Politically, would say you are	More On The Conservative Side	10%
	More On The Moderate Side	24%
	More On The Liberal Side	66%

Old Timers

		Column Valid N %
Politically, would say you are	More On The Conservative Side	11%
	More On The Moderate Side	38%
	More On The Liberal Side	51%

Newbies

	Column Valid N %

Old Timers

	Column Valid N %

Theologically, would say you are	More On The Conservative Side	4%
	More On The Moderate Side	31%
	More On The Liberal Side	65%

Theologically, would say you are	More On The Conservative Side	9%
	More On The Moderate Side	44%
	More On The Liberal Side	46%